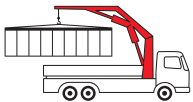


# PK 2900

*Performance*

**PALFINGER** CRANE



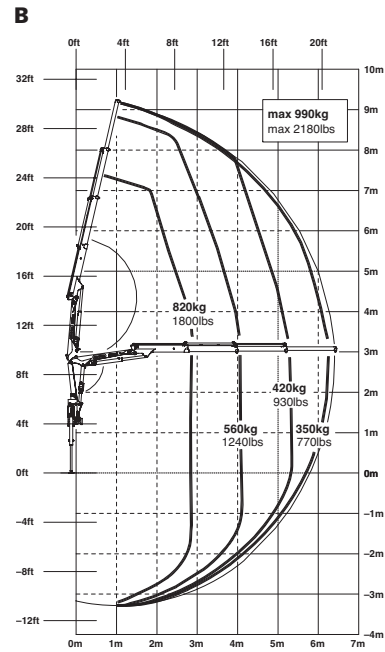
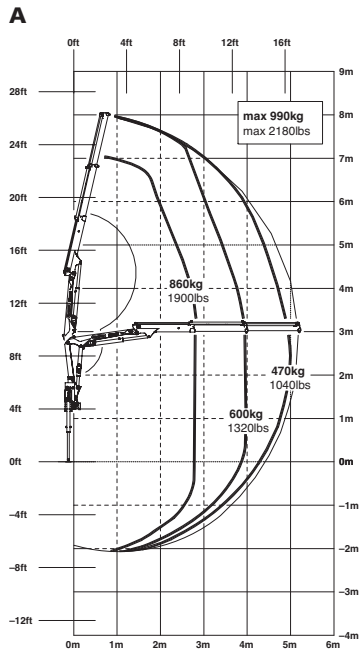
## Compact and versatile

Thanks to a crane width of only 1600 mm, it is possible to mount this crane even on narrow vehicles. Its particular strengths lie in its ability to assist with loading and unloading in the building materials trade or in horticulture. The completely reworked control valve reduces the pressure peaks acting on the crane even at full load. As a result, this significantly increases safety during operation of the crane and prolongs the crane's service life.

# The lightest in its class

KP-PK2900L2+E  
E 1007, K 03/09, D 03/09

## PK 2900 Performance



## Technical Specifications (EN 12999 H1-B2)

Max. lifting moment	2.5 mt/4.5 kNm	18090 ft.lbs
Max. lifting capacity	990 kg/9.7 kN	2180 lbs
Max. hydraulic outreach	6.4 m	20' 12"
Slewing angle	370 °	
Slewing torque	0.30 mt/3.1 kNm	2290 ft.lbs

Stabilizer spread	3.3 m	10' 10"
Fitting space required (std.)	0.44 m	1' 5"
Width folded	1.6 m	5' 3"
Max. operating pressure	250 bar	3625 psi
Recommended pump capacity	10 l/min	2.6 US gal./min
Dead weight (std.)	374 kg	820 lbs

