

# PK 10002 SH

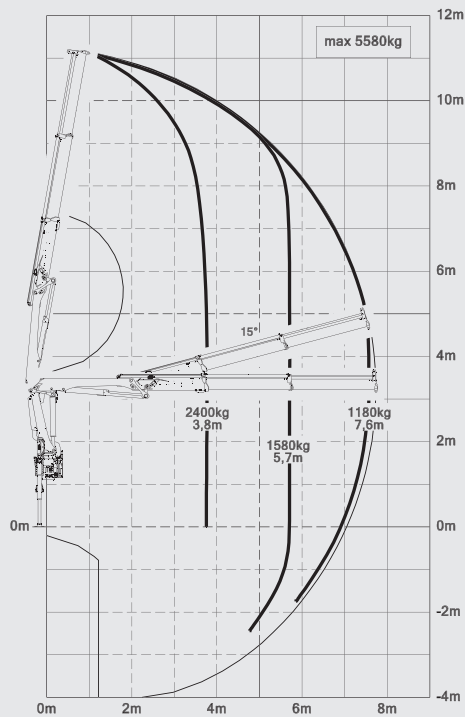
**PALFINGER**  
LIFETIME EXCELLENCE

**HIGHEST OPERATOR FRIENDLINESS. LOADS CAN BE MOVED MORE PRECISELY DUE TO THE SERIAL SOFT STOP.**

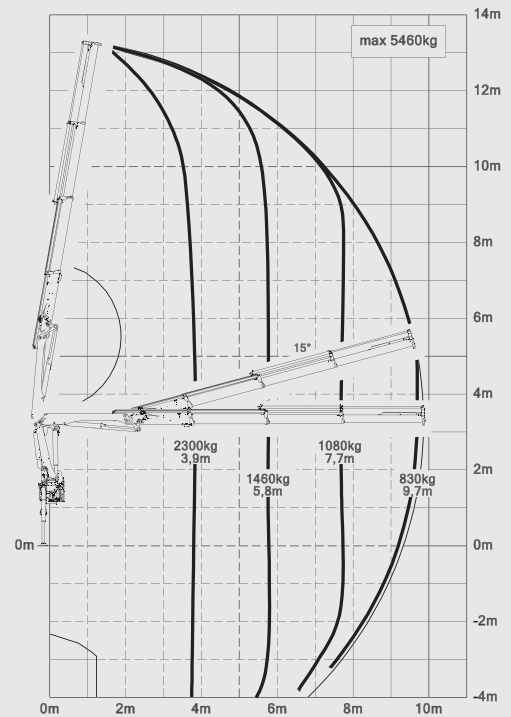


# PK 10002 SH HIGH PERFORMANCE

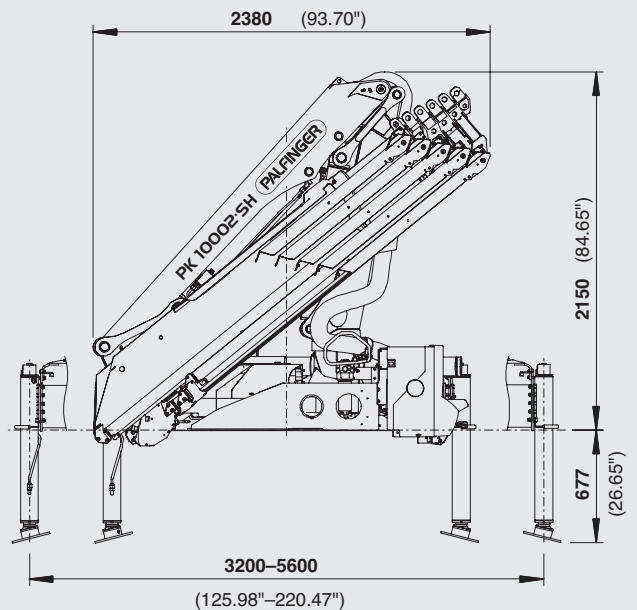
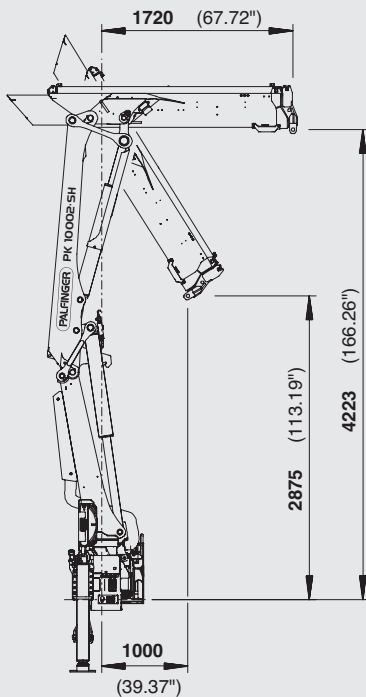
A



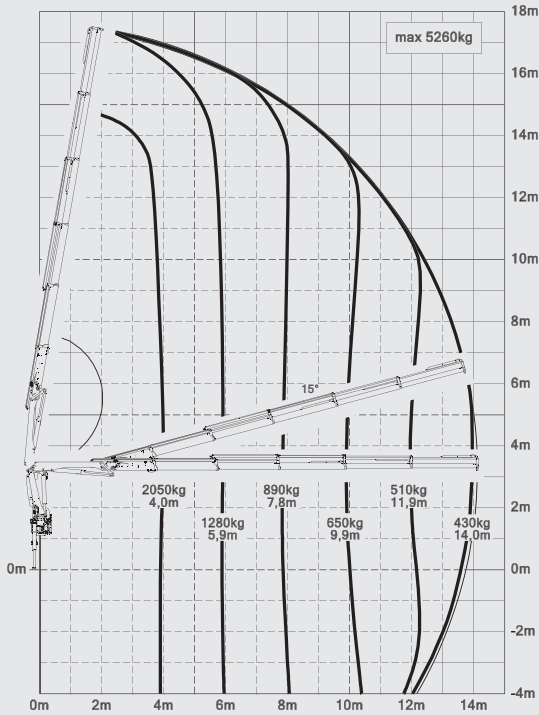
B



## DIMENSIONS



D



➤ More lifting power due to S-HPLS

➤ High value retention due to KTL coating

➤ Practical and attractive due to Functional Design

➤ More comfort and safety due to Soft Stop

➤ Additional applications due to Power Link Plus



## TECHNICAL SPECIFICATION (EN 12999 HC1 HD5/B3)

Max. lifting moment	9.4 mt/91.9 kNm	67780 ft.lbs
Max. lifting capacity	5700 kg/55.9 kN	12570 lbs
Max. hydraulic outreach	14.1 m	46' 3"
Max. manual outreach	16.1 m	52' 10"
Slewing angle	400°	
Slewing torque	1.0 mt/9.8 kNm	7230 ft lbs
Stabilizer spread	std. 3.2 m/10' 6"	max. 5.6 m/18' 4"
Fitting space required (std.)	0.70 m	2' 4"
Width folded	2.38 m	7' 10"
Max. operating pressure	365 bar	5293 psi
Recommended pump capacity	from 40 l/min to 50 l/min	10.6 US gal./min 13.2 US gal./min
Dead weight (std.)	1070 kg	2359 lbs



\* Optional features / country-specific equipment

**PALFINGER LOADER CRANES ARE CONVINCING DUE TO THEIR SUPERIOR LIFE-CYCLE PERFORMANCE. THEY ARE THE MOST ECONOMICAL AND ALSO THE MOST RELIABLE OVER THE ENTIRE PRODUCT LIFE. FROM SOLUTION FINDING TO RESALE.**

➤ **BETTER SOLUTIONS**

➤ **HIGHER VALUE RETENTION**

➤ **BETTER EFFICIENCY**

➤ **BETTER ECOLOGY**



➤ **BETTER ERGONOMICS**

➤ **HIGHER SERVICEABILITY**

➤ **HIGHER AVAILABILITY**

➤ **MORE RELIABILITY**

For further information please visit: [www.palfinger.com/thebrand](http://www.palfinger.com/thebrand)