

PC 1500/2700/3800

Compact

PALFINGER CRANE



Compact lightweights with real PALFINGER power

The cranes of the new *Compact* series are true lightweights. Their optimum ratio of lifting power to dead weight combined with their outreach make them ideal assistants for a wide range of applications. KTL cathodic dip painted and equipped with modern crane technology, the PC 1500, PC 2700 and PC 3800 set new guidelines for products in the one to four metre-tonnes range.

Lighter, stronger
and more outreach

PC 1500 Compact

Technical Specifications (EN 12999 H1-B2)

Max. lifting moment	1.4 mt/13.6 kNm	10020 ft.lbs
Max. lifting capacity	990 kg/9.7 kN	2200 lbs
Max. hydraulic outreach	3.1 m	10' 2"
Max. manual outreach	4.2 m	13' 9"
Slewing angle	335 °	
Slewing torque	0.20 mt/2.0 kNm	1480 ft.lbs
Fitting space required (std.)	0.40 m	1' 4"
Width folded	0.64 m	2' 1"
Max. operating pressure	200 bar	2900 psi
Recommended pump capacity	6 l/min	1.6 US gal./min
Dead weight (std.)	164 kg	360 lbs

PC 2700 Compact

Technical Specifications (EN 12999 H1-B2)

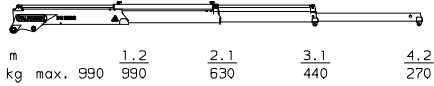
Max. lifting moment	2.6 mt/25.8 kNm	19010 ft.lbs
Max. lifting capacity	2000 kg/19.6 kN	4400 lbs
Max. hydraulic outreach	5.0 m	16' 5"
Max. manual outreach	6.0 m	19' 8"
Slewing angle	335 °	
Slewing torque	0.31 mt/3.0kNm	2210 ft.lbs
Fitting space required (std.)	0.40 m	1' 4"
Width folded	0.77 m	2' 6"
Max. operating pressure	200 bar	2900 psi
Recommended pump capacity	9 l/min	2.4 US gal./min
Dead weight (std.)	207 kg	460 lbs

PC 3800 Compact

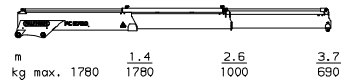
Technical Specifications (EN 12999 H1-B2)

Max. lifting moment	3.7 mt/36.5 kNm	26930 ft.lbs
Max. lifting capacity	2000 kg/19.6 kN	4400 lbs
Max. hydraulic outreach	5.0 m	16' 5"
Max. manual outreach	7.1 m	23' 4"
Slewing angle	345 °	
Slewing torque	0.38 mt/3.7 kNm	2730 ft.lbs
Fitting space required (std.)	0.45 m	1' 6"
Width folded	0.77 m	2' 6"
Max. operating pressure	200 bar	2900 psi
Recommended pump capacity	12 l/min	3.2 US gal./min
Dead weight (std.)	238 kg	520 lbs

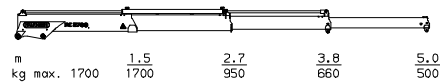
A – V1



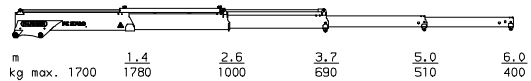
A



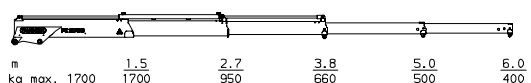
B



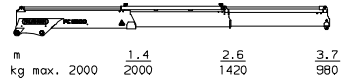
A – V1, V2; Non-CE



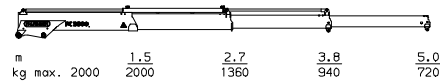
B – V1; Non-CE



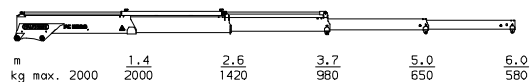
A



B



A – V1, V2; Non-CE



B – V1, V2; Non-CE

